


LIGHTS
FLOW
GROW

LET'S GROW




HOLA!

TAMBIÉN ESTOY DISPONIBLE EN ESPAÑOL
HAGA CLIC **AQUÍ** / ESCANEE EL CÓDIGO QR



HALLO!

MICH GIBTS AUCH AUF DEUTSCH:
KLICK **HIER** / SCAN DEN QR CODE



CIAO!

SONO DISPONIBILE ANCHE IN ITALIANO
FARE CLIC **QUI** / ESEGUIRE LA SCANSIONE DEL CODICE QR

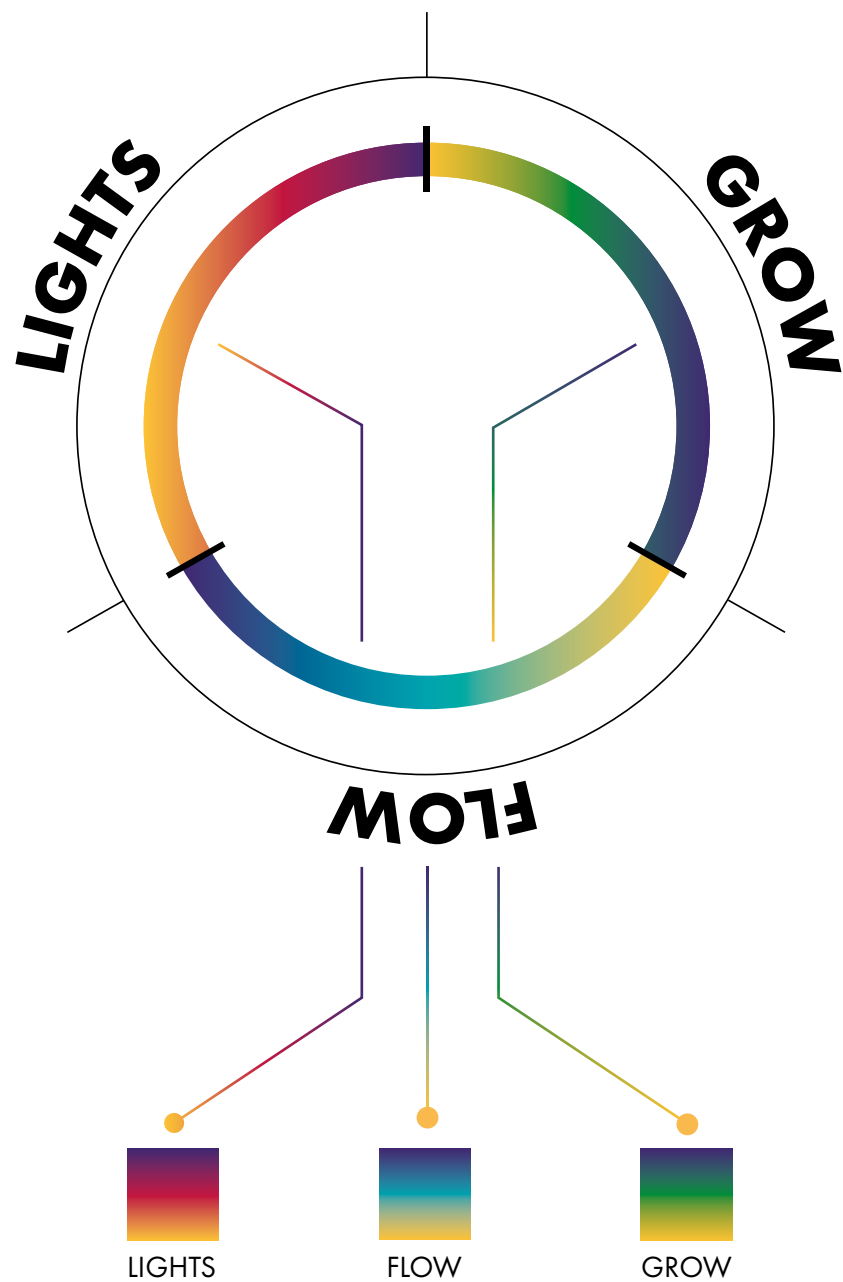


INFO AT

info@caluma.net

or call us +49 30 863 232 100

GROWING AT THE HIGHEST LEVEL



CALUMA MATATA

At CALUMA we believe in a perfect balance between science, technology and passion to create the best possible product - without compromise.

We produce high quality products for hobby and professional growers to enable everyone to reach higher spheres. Our CALUMA line is optimally tailored to your needs! We at CALUMA put a special focus on the development and structure of our assortment in order to be able to offer you the best products at the fairest price at all times.

Technologically up to date, our products leave nothing to be desired by professionals and hobby gardeners. Caluma products are made of sustainable and high-quality materials, work reliably and are unique in their performance. Our three product lines, LIGHTS-FLOW-GROW, combine everything that makes the heart of the passionate grower beat faster. In addition, all our articles can be ideally combined with each other and thus ensure impressive results.

Nothing stands in the way of discreet and effective cultivation, and you can look forward to your opulent harvests.

Share your success with us:





LIGHTS

LED

CMH & HPS FIXTURES

BALLASTS

CONTROL PANEL

BULBS

REFLECTORS

ACCESSORIES

7

9

15

17

18

19

21

22

FLOW

FANS

VENTILATION / METROLOGY

23

25

26

GROW

MEASUREMENT TECHNOLOGIES

HARVEST

DRYING NETS

27

28

29

30

CONTACT

32

CALUMA LIGHTS

WATTS LOVE LED SOLUTIONS

'It is hard to overemphasize the importance of light when we are growing a crop.'

- Prof. Bruce Bugbee

Light of the right intensity and wavelength is of central importance to the growth and flowering of all plants. The wide range of Caluma Lights products meet the different requirements and needs of both hobby and professional growers.



LIGHT SPECTRUM

The spectrum of LED lamps can be configured to suit a specific lighting concept depending on how it's applied. Since our LEDs are designed for high yields, the spectrum is perfectly matched to the growth and flowering needs of the plants. The balanced spectrum not only ensures high efficiency, but also healthy growth.

LED lighting stimulates rooting and enables compact plant growth, healthy leaf development and stable stems. The 660nm peak provides exceptionally good results during flowering. Additionally, the full-spectrum white light creates a comfortable working environment where potential plant problems can be identified and corrected early.



ECO & BUDGET FRIENDLY

With an efficiency increase of approximately 30% and a reduction in heat, the energy used and costs can be significantly reduced. This new technology can decrease energy consumption by up to 50-80% compared to HPS systems, quickly recouping the initial high investment cost. In addition, it is easier for growers to ensure that the temperature does not exceed 30°C, the limit of comfort for plants in a growing environment.

LEDs are the environmentally friendly alternative to gas discharge lamps not only for energy saving reasons. Their lifespan exceeds usual bulbs by 2-3 times and generate less waste than lighting systems where bulbs need to be changed frequently.





SAMSUNG WHITE /
OSRAM RED LEDS

2,7 μ MOL/J

119,5 x 111 x 6,7 CM



CALUMA FORCE PRO
LED 630 W

Our high-quality LED panels combine premium LM561H diodes from Samsung and Oslon SSL 120 OSRAM reds to create a perfectly matched lighting concept for healthy, vigorous plant growth and high yields.

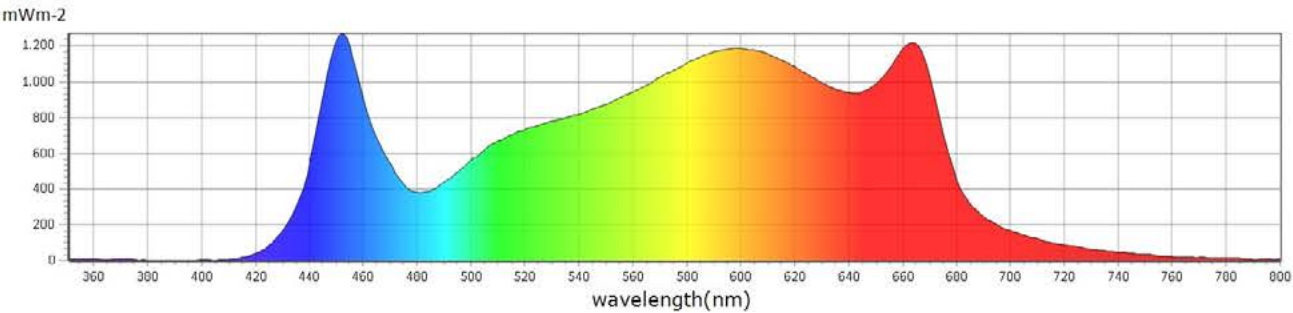
The panels are pre-assembled. The Installation for the customer is a simple and effortless “plug and play”. Just remove the packaging, thanks to high-quality hinges easily unfold the fixture, connect the driver, plug it into the outlet, and you’re ready to go!

ITEM # 1011002

707	770	787	770	777	733
759	816	850	856	829	792
751	828	873	867	837	785
754	824	872	868	834	757
707	799	858	857	802	712
662	753	772	728	686	679


PPFD Gridsize: 20 cm
Measuring Height: 90cm
Mylar Walls

TECHNICAL SPECIFICATIONS



Efficiency	2,7 μ mol/J
PPF	1700 μ mol
Input	100-277 V/ 50-60 Hz
Application	Controlled climate room & grow tents
Waterproof / Dustproof	IP66
Lifetime	>50.000 hrs
Light Distribution	120°
Light Source	Samsung White 5630 LM561H & OSRAM OSOLON SSL 120 Red LED Chips
Dimmable	0-10V
Weight	12,55 kg
Dimensions	119,5 x 111 x 6,7 cm
Spectrum	Full Spectrum
Thermal Management	Passive
Power Factor	>90%
Warranty	3 years
Recommended cultivation area	$\leq 1,5 \times 1,5$ m
Recommended distance to canopy	40 - 60 cm

+ INCLUDED
1x LED fixture
1x Power cable
1x LED driver
1x Control cable
2x Hanging system
1x Manual



CALUMA FORCE LED

The Caluma Force LED series use high quality Seoul diodes and are impervious to a wide range of chemicals and extremely resistant to mechanical stress. The usage of high quality chips and their dense allignment ensure an even distribution of light, as our PPFD plots show. Our fully encapsu-
lated LEDs undergo extensive material testing and are perfectly adapted to your needs.

- 150 W ITEM # 1011003
- 240 W ITEM # 1011004
- 320 W ITEM # 1011005

+ INCLUDED

1×LED fixture

1×Power cable

1×LED driver


2× Hanging System

1×Manual

TECHNICAL SPECIFICATIONS

Efficiency	2,5µmol/J	–	–
PPF	375umol/s (150W)	600umol/s (240W)	800umol/s (320W)
Input	100-277V/ 50-60Hz	100-277V/ 50-60Hz	100-277V/ 50-60Hz
Application	Controlled climate room & grow tents	–	–
Waterproof / Dustproof	IP65	–	–
Lifetime	> 50.000 hrs.	–	–
Light Distribution	120°	–	–
Light Source	Seoul SMD2835 & SMD3535 LEDs	–	–
Dimmable	0-10V	–	–
Weight	2.8 kg	4.0 kg	5.0 kg
Dimensions	38 x 38 x 7 cm	48 x 48 x 7 cm	53 x 53 x 7 cm
Spectrum	Full Spectrum	–	–
Thermal Management	Passive	–	–
Power Factor	>90 %	–	–
Warranty	3 years	–	–
Recommended cultivation area	≤0.80 x 0.80 cm	≤100 x 100cm	≤120 x 120 cm
Recommended distance to canopy	25-35 cm	40 - 60 cm	50 - 70 cm

CALUMA FORCE LED
150 W



PPFD Gridsize: 20 cm
Measuring Height: 30cm
Mylar Walls

CALUMA FORCE LED
240 W



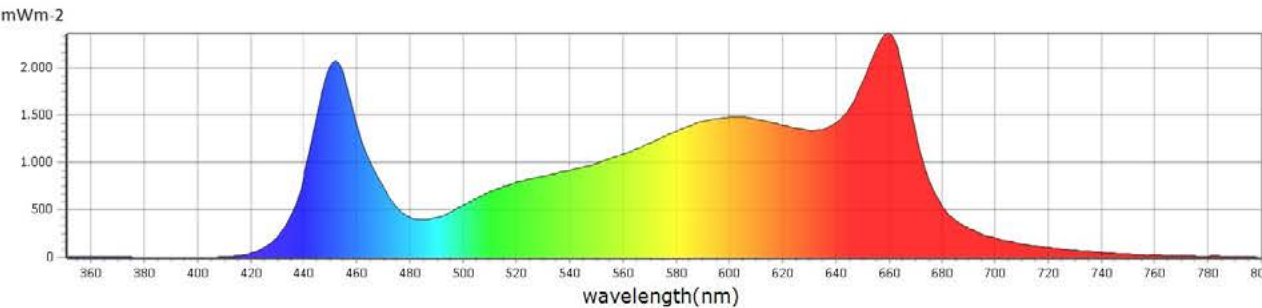
PPFD Gridsize: 20 cm
Measuring Height: 40cm
Mylar Walls

CALUMA FORCE LED
320 W

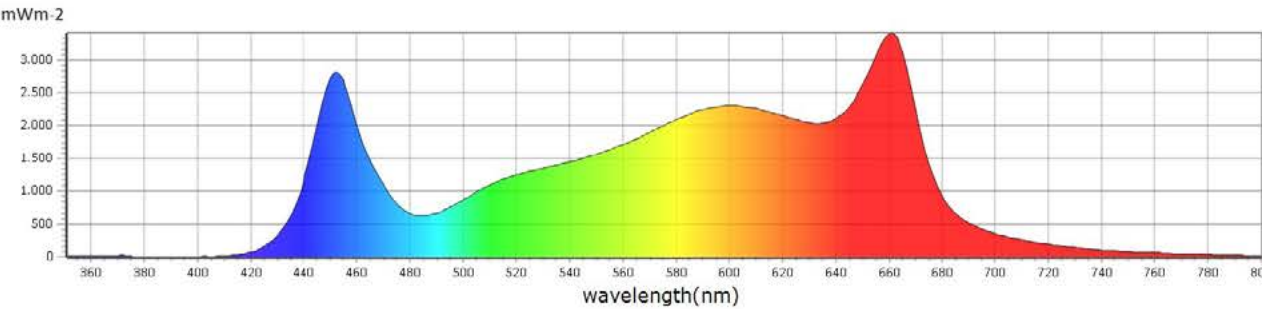


PPFD Gridsize: 20 cm
Measuring Height: 50cm
Mylar Walls

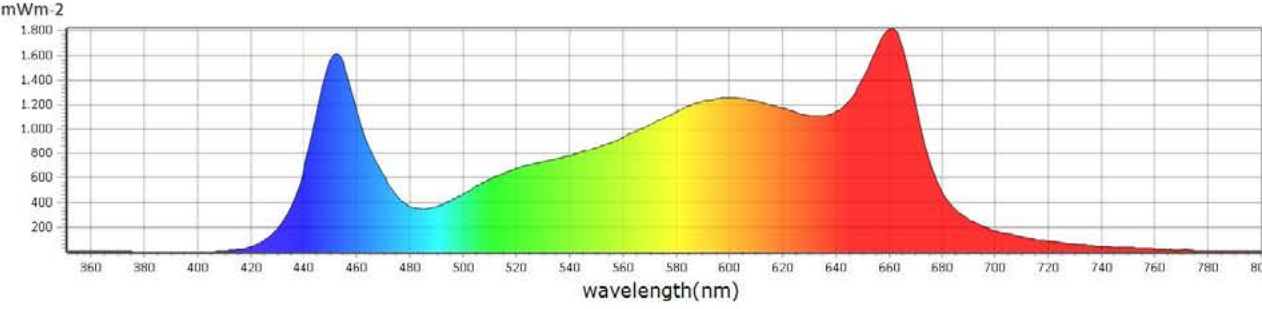
SPECTRUM CALUMA FORCE LED 150 W



SPECTRUM CALUMA FORCE LED 240 W



SPECTRUM CALUMA FORCE LED 320 W





- + INCLUDED
- 1× LED fixture
- 1× Power cable
- 1× Connecting cable
- 2× Mounting set
- 1× Manual

CALUMA STRIPES, GROW
18 W LED, 60 CM WITH A SPECTRUM FOR GROWTH PHASE

These Caluma Stripes are used for the cultivation and the growth phase. Combine up to six stripes into a panel with these plug & play lamps. Their high share of blue frequencies make them ideal for the needs of young plants.

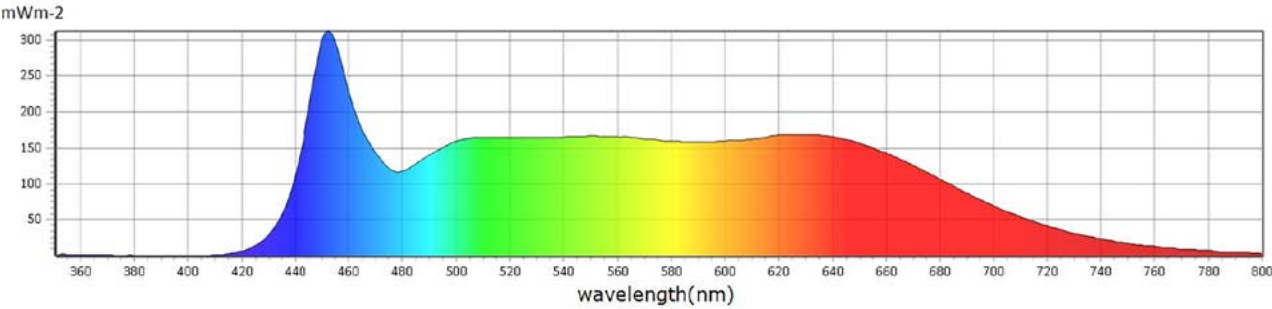
ITEM # 1011001

CALUMA STRIPES, BLOOM
18 W LED, 60 CM WITH A SPECTRUM FOR BLOOMING PHASE

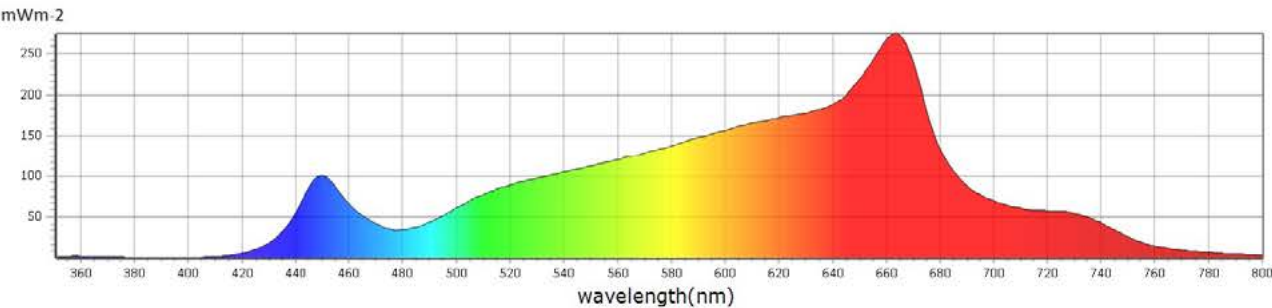
The Caluma Stripes for the flowering phase can also be combined to create a panel of up to six lamps. Light portions in the infrared and far-red help you refine your plants to insure they produce the best yield and quality.

ITEM # 1011000

SPECTRUM 18 W LED, 60 CM WITH A SPECTRUM FOR GROWTH PHASE



SPECTRUM 18 W LED, 60 CM WITH A SPECTRUM FOR BLOOMING PHASE



CALUMA FIXTURES


CMH & HPS TECHNOLOGIES

CMH & HPS technology have proven to be pillars of indoor gardening for decades. It has provided professional, industrial sized farmers and hobby gardeners alike with great and green results. Reliability and sturdiness have made these light sources the success they still are today.



BEAUTIFULLY BALANCED

The light emitted by a **CMH** lamp is particularly similar to sunlight. The balanced light spectrum with parts in the UV and infrared range ensures high efficiency and healthy plant growth. It provides high yields with low electricity costs, low heat development, and a long lifespan of the light bulbs. The biggest disadvantage of CMH technology has been the high purchase price. Those times are over!



BEST FOR BLOOMING

The spectrum of **HPS** lights shows a clear and strong peak in red wavelengths. This makes it ideal for the flowering phase of the plants, but it is also suitable for short growth phases. As far as the initial investment goes, this is still the most economic way of providing your plants with enough light to flourish under indoor conditions. To this day it's the ideal lighting technology for anybody who wants to test their green thumb in horticultural adventures.





CMH FIXTURE, 315 W

The entry into this promising lighting technology is finally economically reasonable with our 315 W and 630 W CMH fixtures.

ITEM # 1001006



CMH FIXTURE, 630 W
DIMMABLE

The 630 W fixtures are dimmable in 4 steps (315/450/550/630 W).

ITEM # 1001007



CMH FIXTURE, 630 W PRO
DIMMABLE, CONTROLLER PORT

The Pro-Version guarantees an even more proficient efficiency through a high quality reflector and enables you to connect it to the 'Caluma Force Control Panel' and furthermore install several fixtures in series.

ITEM # 1001008

HPS FIXTURE, 1000 W
DIMMABLE HPS, DOUBLE-ENDED

1000 W lighting fixtures have been among the most popular lamps to use during the flowering period for years. Especially for larger areas of cultivation the fixtures are a prolific solution. The extremely powerful light source in combination with the integrated ballast and reflector ensure a perfect supply for the plants in said phase. With our 1000 W fixtures, not only the quality and quantity of light is convincing, but so is the price. The fixtures are dimmable in 6 steps (600/660/750/825/1000/1150 W).

ITEM # 1001009



HPS FIXTURE, 1000 W PRO
DIMMABLE HPS DOUBLE-ENDED,
CONTROLLER PORT

The Pro-Version guarantees an even more proficient efficiency through a high quality reflector and enables you to connect it to the 'Caluma Force Control Panel' and furthermore install several fixtures in series.

ITEM # 1001010



- + INCLUDED**
- 1× Fixture
 - 1× Power cable
 - 2× Hanging System
 - 1× Manual
 - 1× Ethernet cable for the Pro-Version



X-SLIM 600 W
DIGITAL BALLAST, DIMMABLE

The digital ballast X-Slim 600 W is one of the smallest and most efficient ballasts on the market. It is dimmable in four steps (250 W, 400 W, 600 W & 660 W) and equipped with soft-start technology. This prolongs the lifespan of the lamps and enables the start of several ballasts simultaneously. The device is equipped with an automatic switch-off which protects it from overheating. It is completely noiseless and because of the ideally placed cooling lamellas no fan is needed.

ITEM # 1001000



X-LITE 600 W
DIGITAL BALLAST, DIMMABLE

Also available in the 10 % cheaper version with pvc casing: X-Lite

ITEM # 1001011

X-SLIM 600 W & X-LITE 600 W	
Dimmable	Dimmable with superlumen function (250 W, 400 W, 600 W, 660 W)
Dimensions	Extremely compact (23.5x9x5.5cm)
Noise	Quiet
Special	Soft-Start Technology



MAGNETIC BALLAST 600 W
OPEN

ITEM # 1001002

- Up to 25 m from bulb
- Very quiet
- Overvoltage protection



MAGNETIC BALLAST
CLOSED

- 250 WATT: ITEM # 1001004
- 400 WATT: ITEM # 1001005
- 600 WATT: ITEM # 1001001



CALUMA TIP
COMBINE THIS WITH THE PRO VERSIONS OF THE 630W AND 1000W LIGHTING ARMS WITH CALUMA'S CMH & HPS LAMPS!

CONTROL PANEL CALUMA FORCE
CONTROLLER FOR THE CALUMA FORCE HPS AND CMH FIXTURES

The **Caluma Control Panel** can be used for the simultaneous operation of different ballasts and both CMH and HPS lamps. So it is possible to connect the **Caluma 1000W Pro fixture** with the **630W Pro fixture** on one and the same controller. The lighting of up to 180 fixtures can be controlled via various timer and dimming functions. The sunrise & sunset function imitates the natural growth conditions of the plants.

The controller is also compatible with an aux box and can be connected to dehumidifiers, as well as air conditioning and CO₂ control systems. The device has various protective functions to prevent sensor failures, detect functional faults and overheating and to take appropriate measures to counteract.

ITEM # 1003031

PRODUCT FEATURES

- + Smart controller with intuitive user interface
- + Sensors to determine temperature and humidity
- + Use of up to 180 lights on two channels
- + Various timer, control, safety and dimming functions
- + Sunrise & sunset function
- + CMH and HPS ballasts (600W, 630 W Pro, 750 W, 1000 W Pro)

- + INCLUDED**
- 1x Control Panel
 - 1x Power cable
 - 2x 5m Ethernet cable
 - 1x 5m Temperature sensor
 - 1x Humidity sensor

CMH BULBS

The particularly balanced color spectrum of CMH lamps comes close to natural sunlight and provides the plants with UV and far-red light. Thus they are optimally adapted to the plants’ needs. As a result, the flower structure develops naturally and compactly. Electricity costs are significantly reduced due to the high efficiency of the lamps. Furthermore, their low heat development reduces the usage of air conditioners. The very good yield ratio of ≥ 1.5 g/watt and the 3 - 4 x longer lifespan of the bulbs compared to HPS lamps make them an attractive alternative.

- 315 W, 3000 K: ITEM # 1002001
- 315 W, 4000 K: ITEM # 1002002
- 600 W, 3000 K: ITEM # 1002003



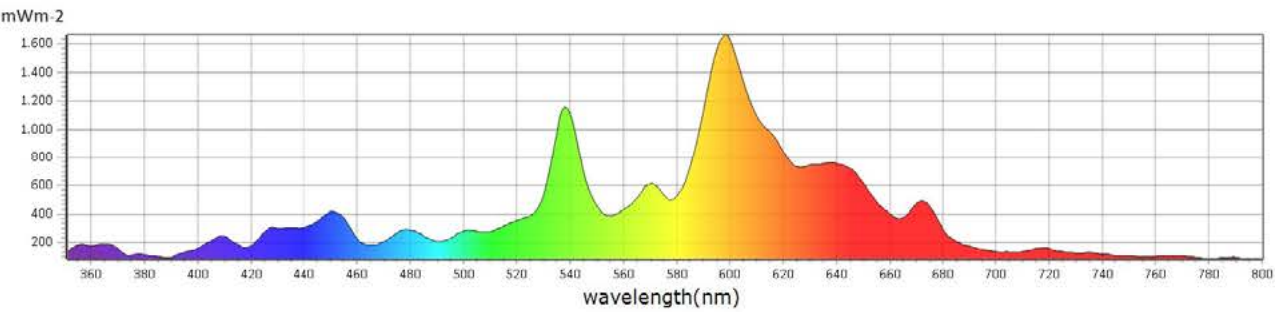
CMH, 315 W
LIGHT COLOR 3000 K OR 4000 K



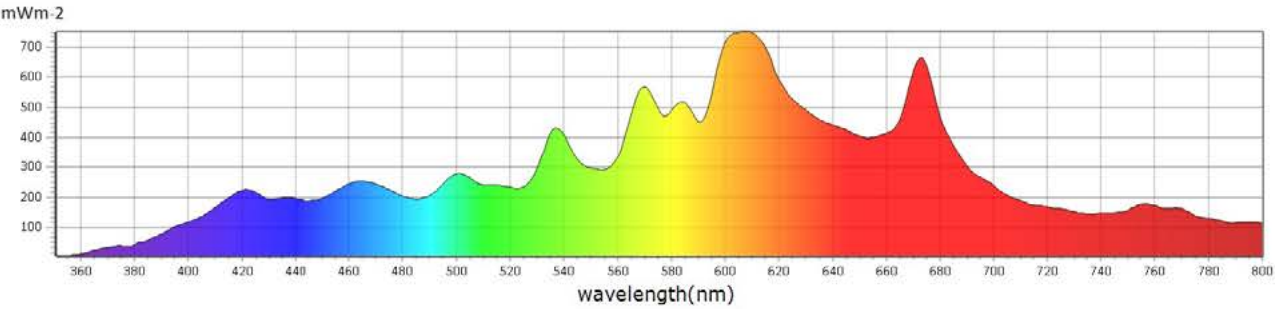
CMH, 600 W
3000K, E40 SOCKET

TECHNICAL SPECIFICATIONS

SPECTRUM CMH BULBS 600 W, 3000 K, E40 SOCKET



SPECTRUM CMH BULBS, 315 W, 3000 K



OUTPUT	LIGHT INTENSITY	COLOR TEMP.	SOCKET	PPF
315 W	30.087 lumen	3.000 K	PGZX18	519 µmol/sec
315 W	31.131 lumen	4.000 K	PGZX18	524 µmol/sec
600 W	60.608 lumen	3.000 K	E40	914 µmol/sec



HPS, 250 W/400 W
2000K

High Pressure Sodium, 250 W or 400 W.
Light spectrum amplified in red light. Ideal for the flowering phase. Suitable for short growth phases.
250 WATT: ITEM # 1002005
400 WATT: ITEM # 1002006

HPS, 600 W
2100K

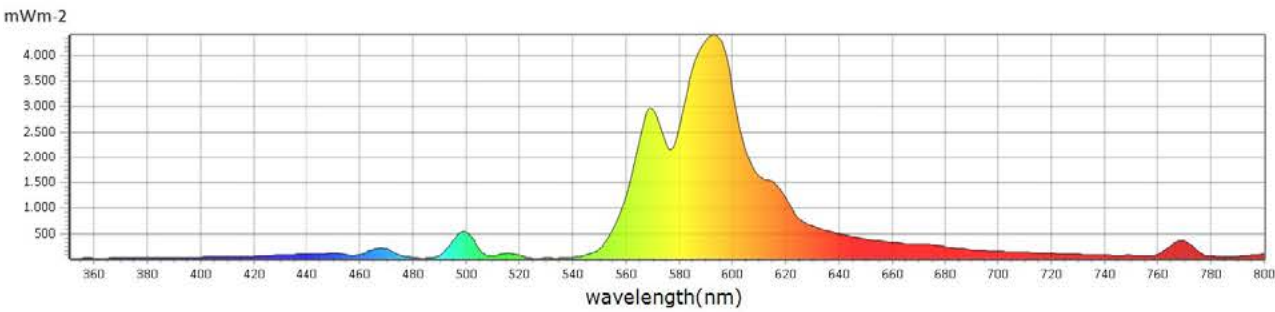
The 600W High Pressure Sodium lamp is the shining classic among the lighting sources. Professionals treasure their reliability and the good price-performance ratio. The light spectrum of Caluma’s HPS 600 W is designed for the flowering phase of plants. However, it also provides good results with short growth phases.
ITEM # 1002000

HPS, 1000 W
2000K, DOUBLE-ENDED

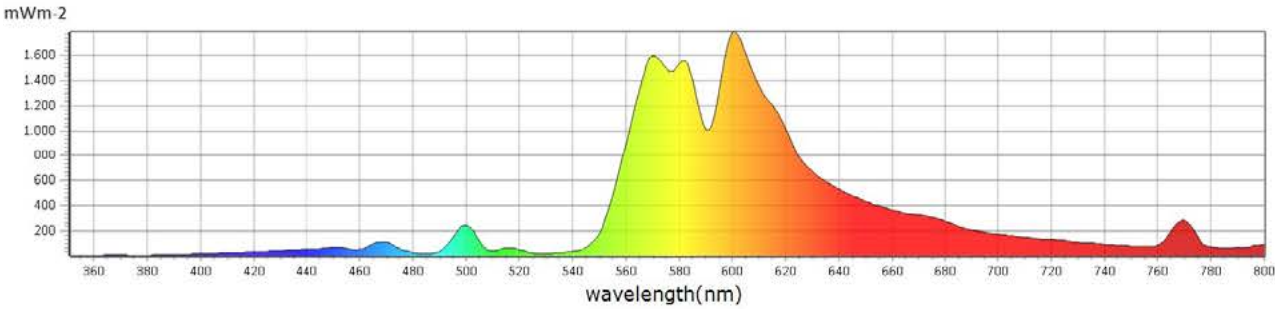
High Pressure Sodium, Double Ended, 1000 W.
Light spectrum amplified in red light. Ideal for the flowering phase. Suitable for short growth phases.
ITEM # 1002004

TECHNICAL SPECIFICATIONS


SPECTRUM HPS, 600 W, 2100 K



SPECTRUM HPS, 1000 W, 2000K, DOUBLE ENDED



OUTPUT	LIGHT INTENSITY	COLOR TEMP.	SOCKET	PPF
250 W	33,116 lumen	2,000 K	E40	339 µmol/sec
400 W	55,831 lumen	2,000 K	E40	676 µmol/sec
600 W	96,000 lumen	2,100 K	E40	1,135 µmol/sec
1000 W	14,7553 lumen	2,000 K	Double-ended	1,922 µmol/sec



CALUMA FLEX

HIGH CLASS REFLECTOR WITH
ADJUSTABLE, CURVED WINGS


Caluma’s reflector is made of high-quality aluminum and is suitable for the use of both HPS and CMH lamps. A ‘reflective edge’ in the middle of the metal sheet additionally increases the light yield.

ITEM # 1000001

**HAMMER-TONE
REFLECTOR**

Basic Hammer-tone reflector compatible with E40 HPS and CMH bulbs. Perfect for beginners.

ITEM # 1000000



ACCESSORIES

Caluma Lights accessories make light installation easy and convenient. With our suspension system, you can lift even the heaviest lighting fixtures. The CMH adapter easily fits into all your E40 sockets and allows you to change your bulbs effortlessly. Clipped the wrong ‘branch’? No problem! Get our electrical cable with IEC female plug and 150 cm bare cables.

**IEC CABLE
1,5 METER**



ITEM # 1003000

**CMH ADAPTER
E40 SOCKETS**




ITEM # 1003021

**HANGING SYSTEMS XL 48 KG
WITH LARGE HOOKS**



ITEM # 1003003

**HANGING SYSTEMS 5 KG
WITH SMALL HOOKS**



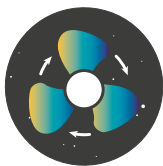
ITEM # 1003002

CALUMA
FLOW

GROW WITH THE FLOW


'The breath of life is in the sunlight and the hand of life is in the wind.'

- Kahlil Gibran




VENTILATION

Just like humans, plants need to breath. Move that air! A good airflow provides many benefits for your plants. Most importantly, it increases the photosynthetic and the transpiration rate, but it also strengthens them, reduces the risk of mold, bacteria, and other pests.



METROLOGY

It is of utmost importance to keep a watchful eye on the climate of your grow zone. Only monitoring will help you react and adapt to changes. Our Thermo-hygrometer let's you do exactly that.





WALL FAN, 40 CM
50W, 3 SPEEDS

The top seller among our fans. It is sturdy, efficient, has an oscillating function and takes up very little space. Mount and install it directly on the wall where you need it. It is often used for large warehouses, but is also suitable for smaller installations.

ITEM # 1005000



INDUSTRIAL FAN, 45 CM
100W, 3 SPEEDS

For our professionals. At maximum speed, the metal rotary blades revolve 1250 times a minute and emit over 7000 m³/h. Made of high quality materials to ensure a long life span and top notch performance.

ITEM # 1005002



PEDESTAL FAN, 40CM
40W, 3 SPEEDS

Standing tall, in slick black and chrome, our pedestal fan is equipped with an 90° oscillatory function, allowing the fan to distribute the air consistently through the room.

ITEM # 1005001



CLIP FAN
15W, 2 SPEEDS

Our clip fan comfortably fits in almost any grow box. It is simply clipped on to the bars of the box, right where you want it. Adjustable in 2 steps, it produces a wind speed of up to 2 m/sec at a distance of 70 cm. The generous cable length of 2.4 m allows for easy installation.

ITEM # 1005005



MINI AXIAL FAN, Ø 100 MM
EASY FIT WITH MINI CARBON FILTER

The mini fan is compatible with our mini active carbon filter and Caluma combi-connectors Ø 103 mm with a length of up to 3 m. 100 m³/h

ITEM # 1013000



MINI CARBON FILTER
EASY FIT WITH MINI FAN

The activated carbon filter is essential for effective odour elimination in and out of the grow box. The filtration of the air is ensured by high-quality CTC80, a 3 mm layer of activated carbon, neutralizing all kinds of unwanted odours. Filter for small areas. 120 m³/h; 100 mm opening; 2 hinges for easy installation.

ITEM # 1012000



VENTILATION DUCTS
CALUMA COMBICONNECT

Flexible tube made of aluminium and plastic for air regulation and ventilation of indoor installations.

Ø 103 MM, 10 M: ITEM # 1009004
Ø 128 MM, 10 M: ITEM # 1009005
Ø 153 MM, 10 M: ITEM # 1009006
Ø 203 MM, 10 M: ITEM # 1009000
Ø 254 MM, 10 M: ITEM # 1009001
Ø 315 MM, 10 M: ITEM # 1009002



THERMO-HYGROMETER
INCLUDING CLOCK AND PROBE

ITEM # 1003009

Temperature Range	-50° C - +70° C
Humidity Range	10% - 88% rH
Accuracy	Temperature: ±1° C
Accuracy	Humidity ±5 %
Power supply	1.5 V (AAA batteries)



GROW FOR IT!

'Plants should receive two things from their growers: roots and shoots.'
- Dr. Caluma

The Caluma Grow products offer a wide range of aids, which help during all the phases of cultivation, from the seed over the plant care up to the processing after the harvest. With their help the quantity and quality of the harvest can be significantly increased. There is something for everyone. Grow big or Grow home!



EC-METER MEASUREMENT TECHNOLOGY

With the help of the Caluma EC meter, the exact amount of nutrients contained in the solution can be measured. This facilitates the correct use of fertilizers and boosters considerably.

ITEM # 1003005

Measuring range	0-19.9 EC
Accuracy	0.1EC with ± 2% deviation
Calibration	Factory calibrated
Operating temperature	0 - 50° C, automatic Temperature compensation
Calibration solution	12,88 mS/cm



PH-METER MEASUREMENT TECHNOLOGY

It is also important to maintain the correct pH level in order to ensure that the plants can absorb as many nutrients as possible. Thus, supplying the plants with everything they need for rapid growth.

ITEM # 1003004

Measuring range	0.00 - 14 pH
Accuracy	~0.1 pH
Calibration	Manual calibration with help of supplied solution
Operating temperature	0-50° C, automatic Temperature compensation
Calibration solution	4.01 or 9.18 pH



CO₂-TABS | FERTILIZER
ENHANCED WATER TREATMENT

In many cases the growth of greenhouse plants is impaired by a lack of CO₂. For both hydroponic and also for earth-based systems CO₂-tabs are a reasonable and natural solution.

ITEM # 1004000



TRIMMING SHEARS
TRIMMING SHEARS WITH SPRING

Plant care and harvesting is easy with the high quality trimming shears. They are precise, comfortable to handle and enable you to apply both precision and strength for thicker branches.

ITEM # 1003006

BLACK IRON-ON BAGS
RECLOSABLE

31 x 43 cm 500 pieces

ITEM # 1003022

43 x 56 cm 500 pieces

ITEM # 1003023

56 x 91 cm 200 pieces

ITEM # 1003024

91 x 130 cm 100 pieces

ITEM # 1003025



SCROG-NET 2 X 100 M/50 M
PLANT CARE

With its 15x15 cm meshes the ScrOG-net offers a chance to increase the yield for any ambitious gardener. Material: 100% Virgin PP with UV 8GSM.

100 METER: ITEM # 1003010

50 METER: ITEM # 1003011



AUTO-TRIMMER
Ø 60 CM, 30 W, 2.000 RPM

Our auto trimmer is equipped with two different types of blades made of high-quality stainless steel. Depending on your needs, you can use the three straight, double-sided blades or the five wire blades for optimal harvesting results. In addition, you have the choice of electric or manual operation, perfect for any requirement. All parts are removable, easy to clean and dishwasher safe.

ITEM # 1003015



DRYING RACKS 71 CM x 71 CM
STACKABLE DRYING RACK

Stack them on top of each other from the ground up. With 14 cm per layer you can build quite a substantial tower for your plants to dry.

ITEM # 1003033



HANGING DRY RACK, Ø 60 CM
8 COMPARTMENTS

This standard hanging rack measures 160 cm from top to bottom. With a height of 18 cm per layer and spacious 20 cm doors, accessing your drying product is easy.

ITEM # 1003028



HANGING DRY RACK, Ø 90 CM
6 CLIP-ON COMPARTMENTS

A favorite among shoppers for its variability and the fact that it is foldable. 90 cm in diameter and 150 cm in height when hung, but it is foldable to a compact size of just 37 x 11 cm.

ITEM # 1003013

CONTACT

GRÜNE FREUDE GMBH

Hasenheide 78

10967 Berlin

Germany

TELEPHONE

+49(0)30 863 232 100

MAIL

grosshandel@gruenefreude.com

WEB

gruenefreude.com

happygreen.berlin

follow **calumaworld**





INFO AT

info@caluma.net

or call us +49 30 863 232 100